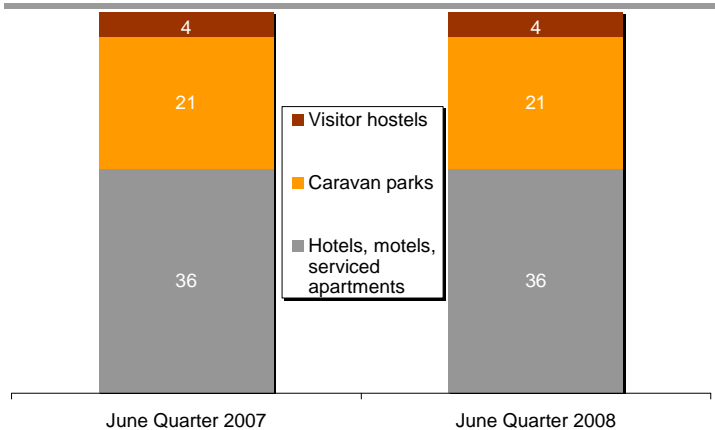


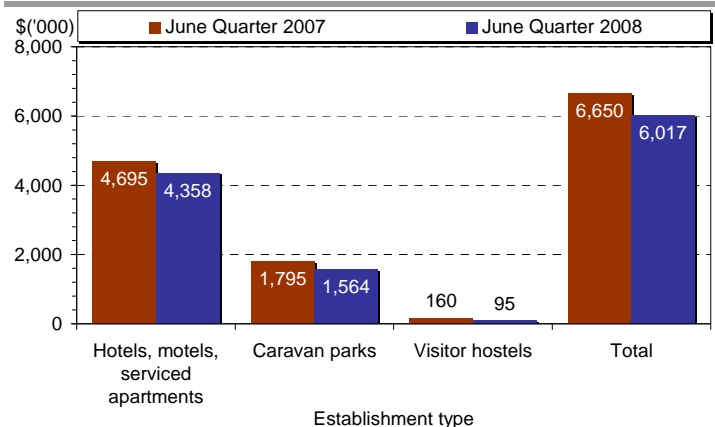
### Total tourist accommodation

#### Establishments



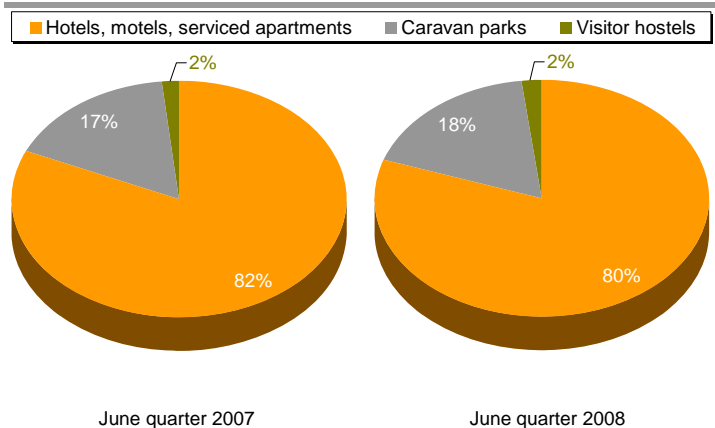
Mildura had 61 tourist accommodation establishments in the Jun qtr 08 - unchanged on the Jun qtr 07. There were 36 'hotels, motels, serviced apartments', which represented 59% of all tourist accommodation establishments.

#### Takings



Tourist accommodation establishments in Mildura received over \$6.0 million in takings in the Jun qtr 08 - down by 10% on the Jun qtr 07. Nearly \$4.4 million were received from 'hotels, motels, serviced apartments', which represented 72% of all takings from tourist accommodation.

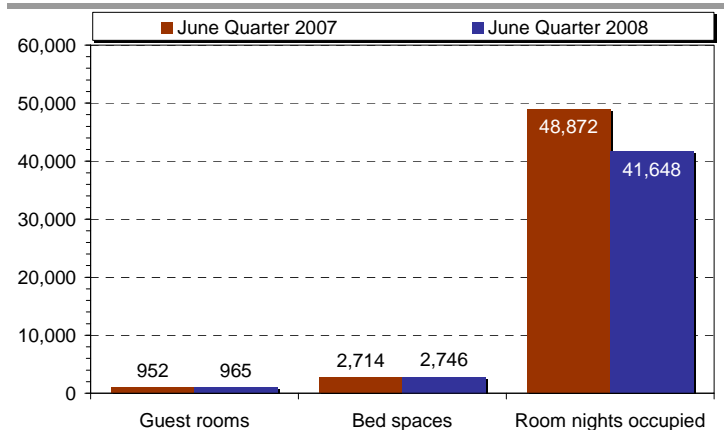
#### Employed persons



Mildura had 416 persons employed in tourist accommodation establishments in the Jun qtr 08 - down by 9% on the Jun qtr 07. Most employment in tourist accommodation were in 'hotels, motels, serviced apartments' (80%).

### Hotels motels serviced apartments

#### Guest rooms



Hotels, motels and serviced apartments in Mildura had 965 guest rooms with 2,746 bed spaces in the Jun qtr 08. The number of guest rooms was up by 1% on the Jun qtr 07, while available bed spaces were up by 1%.

During the Jun qtr 08, there were 41,648 room nights occupied - down by 15% on the Jun qtr 07.

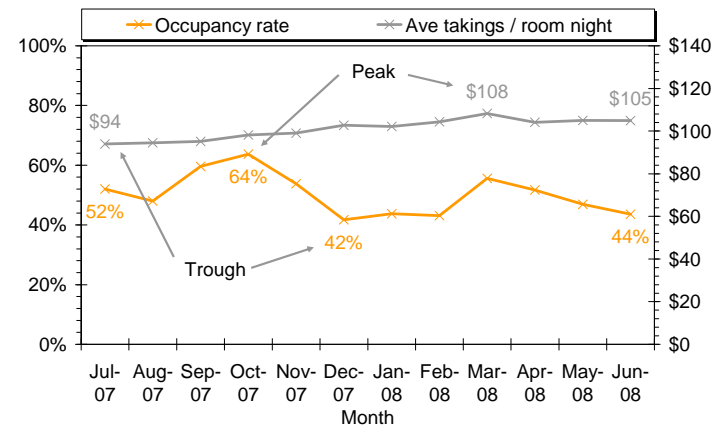
#### Guest arrivals

Mildura had 37,182 guest arrivals in hotels, motels and serviced apartments during the Jun qtr 08, who stayed for 65,195 nights. The number of arrivals was down by 15% on the Jun qtr 07, while nights were down by 15%.

#### Room occupancy rate and average takings

Mildura had a room occupancy rate of 47% in hotels, motels and serviced apartments during the Jun qtr 08 - down by 9% points on the Jun qtr 07. The rate was 5% points higher than the average for regional Victoria.

During the last 12 months, the occupancy rate in Mildura peaked in October 2007 (64%) and was lowest in December 2007 (42%).

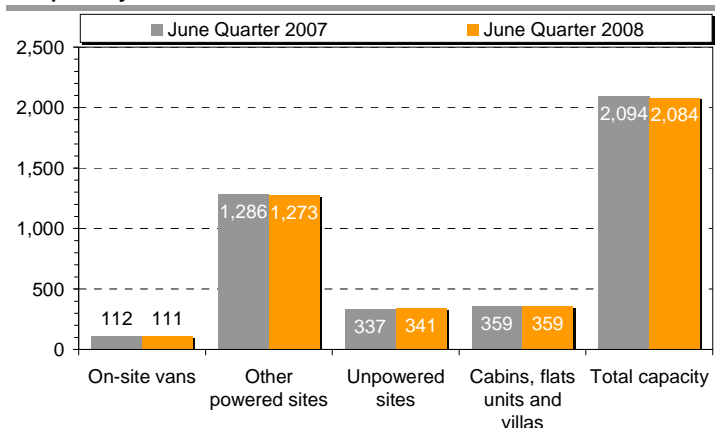


Hotels, motels and serviced apartments in Mildura took, on average, \$105 per room night occupied during the Jun qtr 08 - up by 9% on the Jun qtr 07. The average takings in Mildura were lower than the average for regional Victoria (\$110).

During the last 12 months, the average takings per room night occupied in Mildura were highest in March 2008 (\$108) and lowest in July 2007 (\$94).

## Caravan parks

### Capacity

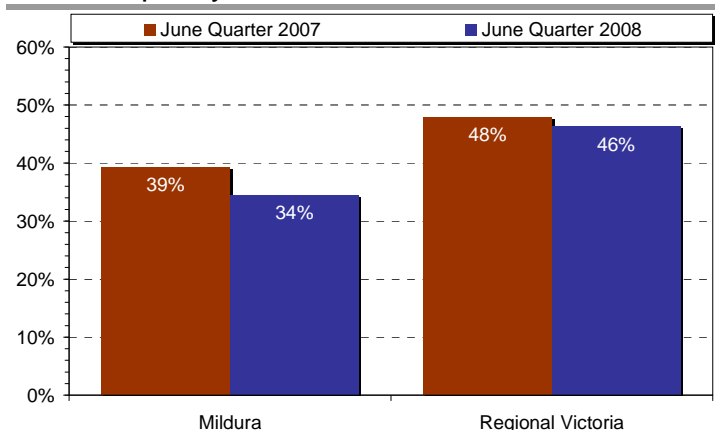


Caravan parks in Mildura had a total capacity of 2,084 'on-site vans', 'other powered sites', 'unpowered sites' and 'cabins, flats, units and villas' during the Jun qtr 08 - down marginally on the Jun qtr 07. 'Other powered sites' represented 61% of the capacity.

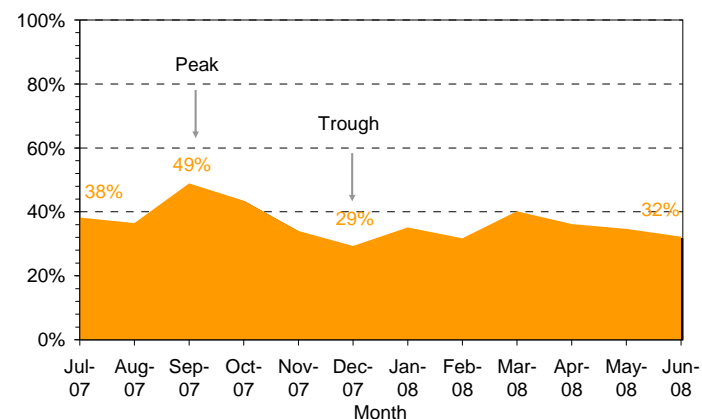
### Site nights

Mildura had 65,169 site nights occupied in caravan parks during the Jun qtr 08 - down by 13% on the Jun qtr 07.

### Site occupancy rate



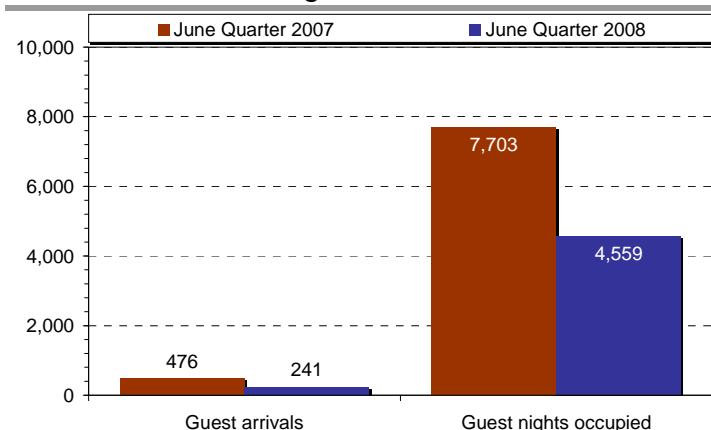
Mildura had a site occupancy rate of 34% in caravan parks during the Jun qtr 08 - down by 5% pts on the Jun qtr 07. The rate was substantially lower than the average for regional Victoria (46%).



During the last 12 months, the site occupancy rate in caravan parks in Mildura peaked in September 2007 (49%) and was lowest in December 2007 (29%).

## Visitor hostels

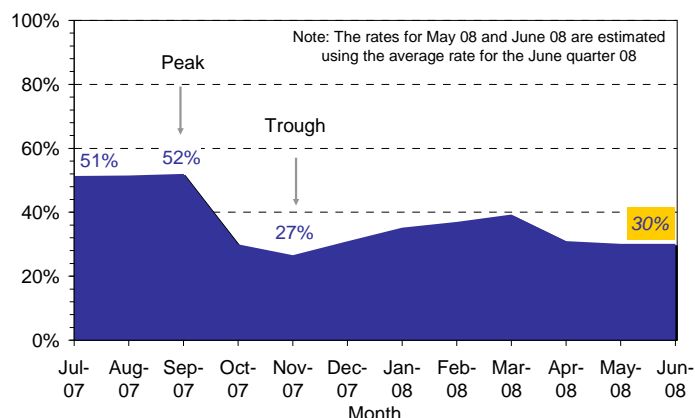
### Guest arrivals and nights



Mildura had 241 guest arrivals in visitor hostels during the Jun qtr 08, who stayed for 4,559 nights. The number of arrivals was down by 49% on the Jun qtr 07, while nights were down by 41%.

### Bed occupancy rate

Mildura had a bed occupancy rate of 30% in visitor hostels during the Jun qtr 08 - down by 20% points on the Jun qtr 07. The rate was 11% points higher than the average for regional Victoria.



During the last 12 months, the bed occupancy rate in visitor hostels in Mildura peaked in September 2007 (52%) and was lowest in November 2007 (27%).

### Average length of stay

On average, guests stayed for 18.9 nights in Mildura - up by 2.7 nights on the Jun qtr 07. The stay was 16.3 nights longer than the average for regional Victoria.

### Explanatory notes

**Hotels** = licensed hotels and resorts with facilities, 5 or more room.

**Motels and guest houses** = motels, private hotels and guest houses with facilities, 5 or more rooms.

**Serviced apartments** = serviced apartments with 5 or more units.

**Caravan parks** = caravan parks with 40 or more powered sites.

**Visitor hostels** = visitor hostels with 25 or more bed spaces.

**Takings from accommodation** = include gross revenue from the provision of accommodation, including GST. Takings from meals are excluded. Where businesses are unable to provide the data inclusive of GST, it is automatically adjusted by the Australian Bureau of Statistics prior to aggregation and release in output.